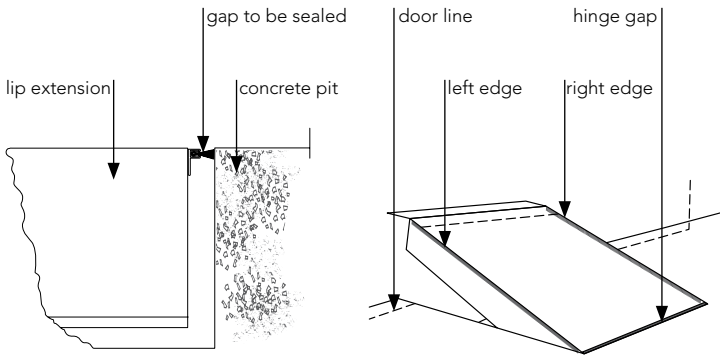


Dock Leveler

Worksheet [R. 12.2014]

Typical Application



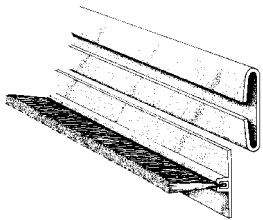
Contact Name: _____

Company Name: _____

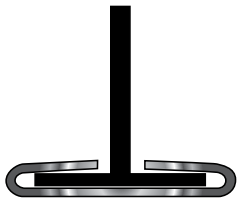
Phone: _____

Fax: _____

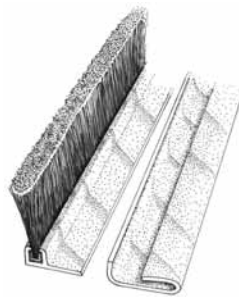
Email: _____



Brush with T-shaped weldable steel holder



Rubber gasket with weldable steel holder



Brush with L-shaped weldable steel holder

Specifications

Perimeter Gap Length

Measure the length of the right and left outer edges and record the measurement below.

Right Outer Edge (indicate in. or mm): _____

Left Outer Edge (indicate in. or mm): _____

Hinge Gap Length

Measure the length of the hinge and record the measurement below.

Hinge length (indicate in. or mm): _____

Perimeter Gap Width

Measure the gap between the leveler lip extension and the concrete pit. Record your measurement below.

Perimeter Gap Width (indicate in. or mm): _____

Check Type of Dockleveler Seal Required

- Brush with angled aluminum holder (length of brush is determined by the gap size)
- Brush with weldable T-shaped steel holder (for gaps less than 1 1/2in)
- Brush with weldable L-shaped steel holder (for gaps less than 1 1/2in)
- Rubber gasket with weldable steel holder (for gaps less than 1 1/2in)
- Neoprene rope hinge seal, 1in diameter (seals hinge gaps up to 3/4in)
- Foam block hinge seal, 2in x 3in (seals hinge gaps up to 2 1/2in)



Sealeze Nylon Therm-L-Brush® up to 4 in. long are UL labeled for use on 3-hour fire doors.