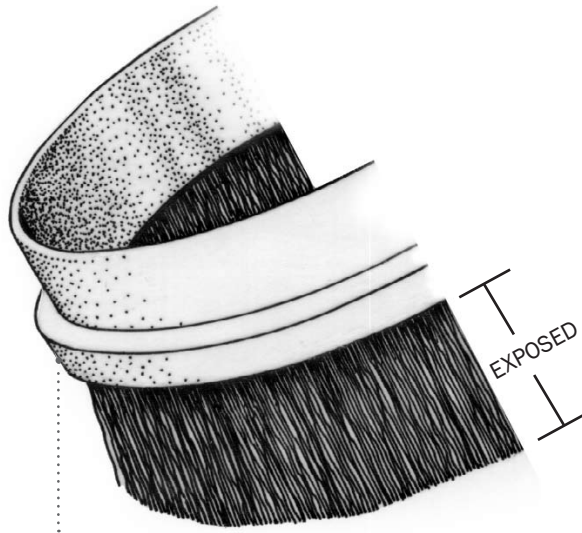
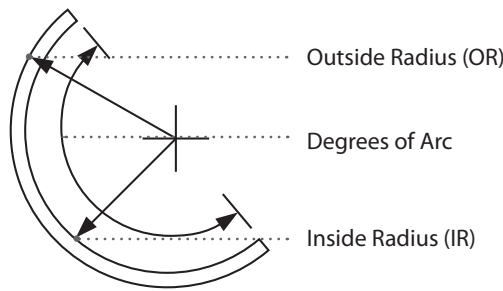


Cup Arc with Aluminum Holder


WORKSHEET
IWCAH.0909



May be rolled with box channel toward IR.



Please feel free to contact us for assistance.
804-743-0982 | 800-787-7325
industrial@sealeze.com

	CHANNEL DIMENSIONS			
	X		Y	
Section	in.	mm	in.	mm
A	0.095	2.413	0.110	2.794
B	0.150	3.810	0.152	3.861
C	0.180	4.572	0.199	5.055
D	0.240	6.096	0.256	6.502
F	0.313	7.950	0.313	7.950
G	0.350	8.890	0.370	9.398
K	0.500	12.700	0.500	12.700

MINIMUM OR FOR ARC WITH FORMED ALUMINUM HOLDER						
Section	Product Code*	180°		90°		Stainless Filament Angled Holders
		in.	mm	in.	mm	
A	CAA1	2.000	50.800	3.000	76.200	On Application
B	CAB1	2.500	63.500	3.500	88.900	On Application
C	CAC1	3.000	76.200	4.000	101.600	On Application
D	CAD1	3.250	82.550	4.500	114.300	On Application
F	CAF1	On Application	On Application	On Application	On Application	On Application
G	CAG1	6.000	152.400	6.000	152.400	On Application
K	CAK1	On Application	On Application	On Application	On Application	On Application

* T-304 S/S Channel change "1" to "2". Other S/S available on request

Contact Name: _____

Company Name: _____

Phone: _____

Fax: _____

Email: _____

Quantity: _____ Annual Usage: _____

Aluminum Holder Product Code: _____

Cup Arc Product Code: _____

Channel Material:
Galvanized, T-304 S/S, Other S/S
available on request

Filament Material: _____

Level or Crimped: _____

Filament Diameter: _____

Outside Radius (OR): _____

Inside Radius (IR): _____

Application: _____

8000 Whitepine Road
Richmond, VA 23237

phone: 804-743-0982
fax: 804-743-3413

toll free
phone: 800-787-7325
fax: 800-448-2908



industrial@sealeze.com
www.sealeze.com