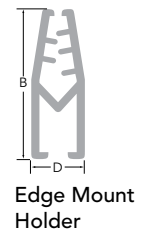
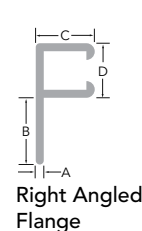
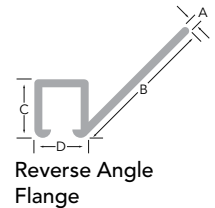
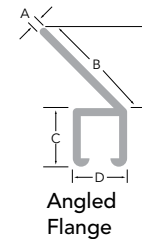
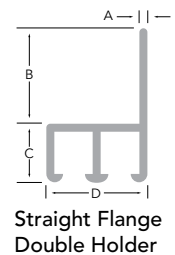
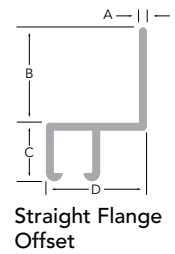
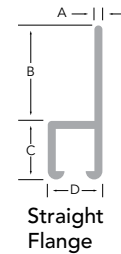


Stock Aluminum Brush Holders [Metric]



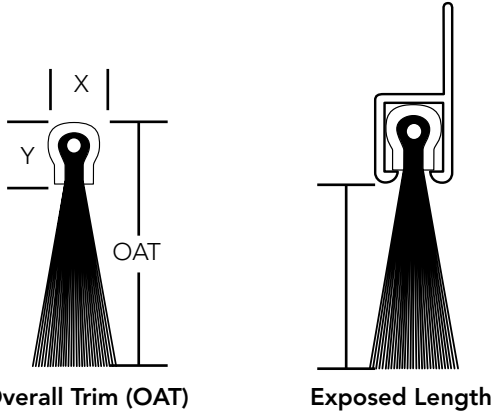
Fits Brush Section Size	Holder Product Code	X	A	B	C	D
Straight Flanges						
A	XTA180CLA	180°	1.016	11.328	5.385	5.004
B	XTB280CLA	180°	1.575	10.846	6.706	6.781
	XTB210CLA	180°	1.575	18.669	6.731	6.654
C	XTC380CLA	180°	1.270	11.151	7.899	7.417
	XTC381CLA	180°	1.270	19.050	7.899	7.417
	XTC382CLA	180°	1.270	38.100	7.899	7.417
	XTC383CLA	180°	1.397	76.200	7.899	7.417
D	XTD480CLA ⁽¹⁾	180°	1.575	18.059	9.931	9.297
	XTD482CLA	180°	1.575	38.100	9.931	9.297
	XTD483CLA	180°	1.575	76.200	9.931	9.297
F	XTF580CLA	180°	1.575	25.400	12.040	11.913
	XTF582CLA	180°	1.575	38.100	12.040	11.913
	XTG680CLA ⁽²⁾	180°	1.575	19.914	13.411	12.827
G	XTG682CLA	180°	1.575	37.389	13.411	12.827
	XTG682FCLA (off-set)	180°	1.575	35.738	13.411	22.352
	XTG685CLA	180°	2.007	124.308	14.630	13.691
	XTGG680CLA (double)	180°	1.575	31.750	14.783	24.080
K	XTK1082CLA	180°	2.007	50.825	17.501	16.942
Angled Flanges						
A	XTJ140CLA	40°	1.575	19.050	5.715	5.410
B	XTB215CLA	15°	1.575	19.507	6.731	6.655
	XTB230CLA	30°	1.575	21.895	6.731	6.655
C	XTC345CLA	45°	1.270	31.750	7.899	7.417
	XTD445CLA	45°	1.575	21.438	9.931	9.296
D	XTD45XCLA	45°	1.575	48.006	9.931	9.296
	XTD45RCLA ⁽³⁾	45°	1.575	25.400	9.931	9.296
F	XTF545CLA	45°	1.575	38.100	12.040	11.913
G	XTG645CLA	45°	1.575	25.400	13.411	12.827
Right-Angled Flanges						
A	XTA190CLA	90°	1.422	8.814	5.588	5.182
B	XTB290CLA	90°	1.397	10.744	6.706	6.756
	XTB292CLA	90°	1.397	31.750	6.553	6.553
C	XTC390CLA	90°	1.524	16.840	8.407	7.696
D	XTD490CLA	90°	1.575	17.704	9.931	9.271
F	XTF590CLA	90°	1.575	25.400	12.040	11.913
G	XTG690CLA	90°	1.575	22.174	13.411	12.827
K	XTK1092CLA	90°	2.007	44.475	17.475	16.942
Edge Mount						
C	XTCEMPBK-120	180°	N/A	24.384	N/A	7.112
D	XTDEMPBK-120	180°	N/A	24.384	N/A	8.636



(1) Also available in roll-formed stainless steel (2) Also available in polypropylene and roll-formed stainless steel (3) Reverse Flange
 The information provided herein is provided for reference only and subject to change without notice. For more information, please call your Sealeze Sales Representative at 1-800-787-7325 or e-mail: industrial@sealeze.com

Stock Brush with Black Nylon Filament [Metric]

Worksheet [R. 08.2015]



Contact Name: _____

Company Name: _____

Phone: _____

Fax: _____

Email: _____

Section	Product Code	Channel Dimensions		Overall Trim	Exposed Length	Stock Filament	Other Available Filament Diameters
		X	Y	mm	mm	mm	mm
A	SFA102BL	2.413	2.794	9.40	5.59	0.152	0.254 to 0.102
	SFA104BL	2.413	2.794	14.22	10.41	0.152	0.254 to 0.102
	SFA108BL	2.413	2.794	22.86	19.05	0.152	0.254 to 0.102
	SFA110BL	2.413	2.794	29.21	25.40	0.152	0.254 to 0.102
B	SFB105BL	3.810	3.861	19.05	13.72	0.152	0.305 to 0.102
	SFB110BL	3.810	3.861	30.99	25.65	0.152	0.305 to 0.102
C	SFC106BL	4.572	5.055	22.10	15.75	0.152	0.406 to 0.102
	SFC110BL	4.572	5.055	32.51	26.16	0.152	0.457 to 0.102
D	SFD109BL	6.096	6.502	31.75	23.62	0.203	0.508 to 0.152
	SFD112BL	6.096	6.502	38.10	29.97	0.203	0.508 to 0.152
	SFD116BL	6.096	6.502	48.77	40.64	0.305	0.508 to 0.203
	SFD120BL	6.096	6.502	58.67	50.55	0.305	0.508 to 0.203
F	SFD130BL	6.096	6.502	84.07	75.95	0.305	0.508 to 0.203
	SFF115BL	7.950	7.950	47.75	38.10	0.406	1.524 to 0.203
	SFF120BL	7.950	7.950	60.45	50.80	0.406	1.524 to 0.203
	SFF125BL	7.950	7.950	73.15	63.50	0.406	1.524 to 0.203
	SFF130BL	7.950	7.950	85.85	76.20	0.508	1.524 to 0.203
	SFF140BL	7.950	7.950	111.25	101.60	0.508	0.305 to 0.508
G	SFF150BL	7.950	7.950	136.65	127.00	0.508	0.005 to 0.508
	SFG118BL	8.890	9.398	57.15	46.23	0.305	1.524 to 0.203
	SFG118BL	8.890	9.398	57.15	46.23	0.889	1.524 to 0.203
	SFG125BL	8.890	9.398	76.20	65.28	0.305	1.524 to 0.203
	SFG125BL	8.890	9.398	76.20	65.28	0.889	1.524 to 0.203
	SFG130BL	8.890	9.398	88.90	77.98	0.508	1.524 to 0.305
	SFG130BL	8.890	9.398	88.90	77.98	0.889	1.524 to 0.305
	SFG140BL	8.890	9.398	114.30	103.38	0.508	1.524 to 0.305
	SFG140BL	8.890	9.398	114.30	103.38	0.889	1.524 to 0.305
	SFG150BL	8.890	9.398	139.70	128.78	0.508	1.524 to 0.508
K	SFG150BL	8.890	9.398	139.70	128.78	0.889	1.524 to 0.508
	SFG160BL	8.890	9.398	165.10	154.18	0.889	1.524 to 0.508
	SFG170BL	8.890	9.398	190.50	179.58	0.889	1.524 to 0.508
	SFK130BL	12.700	12.700	90.93	76.20	1.143	1.524 to 0.254
	SFK140BL	12.700	12.700	116.33	101.60	1.143	1.524 to 0.254
	SFK150BL	12.700	12.700	141.73	127.00	1.143	1.524 to 0.254
	SFK160BL	12.700	12.700	167.13	152.40	1.524	1.524 to 0.254
	SFK170BL	12.700	12.700	192.53	177.80	1.524	1.524 to 0.254
	SFK1100BL	12.700	12.700	268.73	254.00	1.524	1.524 to 0.254
	SFK1120BL	12.700	12.700	319.53	304.80	1.524	1.524 to 0.254

Specifications

Quantity: _____

Annual Usage: _____

Channel Material: _____

Galvanized, T-304 S/S, Other S/S available on request

Application: _____