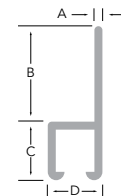


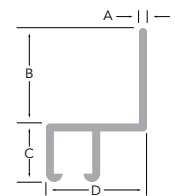
Stock Aluminum Brush Holders [English]



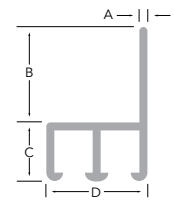
Fits Brush Section Size	Holder Product Code	X	A	B	C	D
Straight Flanges						
A	XTA180CLA	180°	0.040	0.446	0.212	0.197
B	XTB280CLA	180°	0.062	0.427	0.264	0.267
	XTB210CLA	180°	0.062	0.735	0.265	0.262
C	XTC380CLA	180°	0.050	0.439	0.311	0.292
	XTC381CLA	180°	0.050	0.750	0.311	0.292
	XTC382CLA	180°	0.050	1.500	0.311	0.292
D	XTC383CLA	180°	0.055	3.000	0.311	0.292
	XTD480CLA ⁽¹⁾	180°	0.062	0.711	0.391	0.366
	XTD482CLA	180°	0.062	1.500	0.391	0.366
F	XTD483CLA	180°	0.062	3.000	0.391	0.366
	XTF580CLA	180°	0.062	1.000	0.474	0.469
	XTF582CLA	180°	0.062	1.500	0.474	0.469
G	XTG680CLA ⁽²⁾	180°	0.062	0.784	0.528	0.505
	XTG682CLA	180°	0.062	1.472	0.528	0.505
	XTG682FCLA (off-set)	180°	0.062	1.407	0.528	0.880
	XTG685CLA	180°	0.079	4.894	0.576	0.539
K	XTGG680CLA (double)	180°	0.062	1.250	0.528	0.948
	XTK1082CLA	180°	0.079	2.001	0.689	0.667
Angled Flanges						
A	XTJ140CLA	40°	0.062	0.750	0.225	0.213
B	XTB215CLA	15°	0.062	0.768	0.265	0.262
	XTB230CLA	30°	0.062	0.862	0.265	0.262
C	XTC345CLA	45°	0.050	1.250	0.311	0.292
D	XTD445CLA	45°	0.062	0.844	0.391	0.366
	XTD45XCLA	45°	0.062	1.890	0.391	0.366
	XTD45RCLA ⁽³⁾	45°	0.062	1.000	0.391	0.366
F	XTF545CLA	45°	0.062	1.500	0.474	0.469
G	XTG645CLA	45°	0.062	1.000	0.528	0.505
Right-Angled Flanges						
A	XTA190CLA	90°	0.056	0.347	0.220	0.204
B	XTB290CLA	90°	0.055	0.423	0.264	0.266
	XTB292CLA	90°	0.055	1.252	0.258	0.260
C	XTC390CLA	90°	0.060	0.663	0.331	0.303
D	XTD490CLA	90°	0.062	0.697	0.391	0.365
F	XTF590CLA	90°	0.062	1.000	0.474	0.469
G	XTG690CLA	90°	0.062	0.873	0.528	0.505
K	XTK1092CLA	90°	0.079	1.751	0.688	0.667
Edge Mount						
C	XTCEMPBK-120	180°	N/A	0.960	N/A	0.280
D	XTDEMPBK-120	180°	N/A	0.960	N/A	0.340



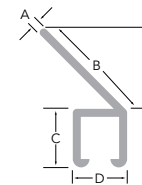
Straight Flange



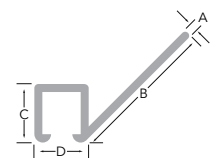
Straight Flange Offset



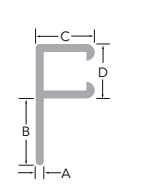
Straight Flange Double Holder



Angled Flange



Reverse Angle Flange



Right Angled Flange



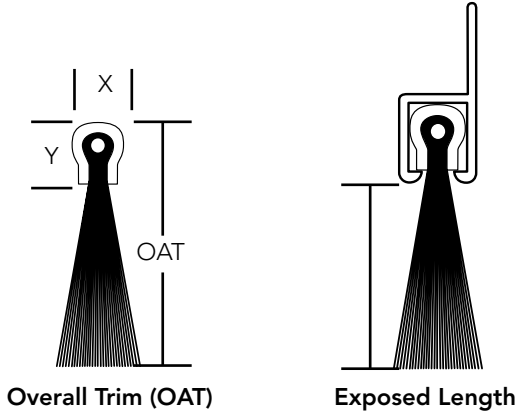
Edge Mount Holder

(1) Also available in roll-formed stainless steel (2) Also available in polypropylene and roll-formed stainless steel (3) Reverse Flange

The information provided herein is provided for reference only and subject to change without notice. For more information, please call your Sealeze Sales Representative at 1-800-787-7325 or e-mail: industrial@sealeze.com

Stock Brush with Black Nylon Filament [English]

Worksheet [R. 08.2015]



Contact Name: _____

Company Name: _____

Phone: _____

Fax: _____

Email: _____

Section	Product Code	Channel Dimensions		Overall Trim	Exposed Length	Stock Filament	Other Available Filament Diameters
		X	Y	in.	in.	in.	in.
A	SFA102BL	0.095	0.110	0.37	0.22	0.006	0.004 to 0.010
	SFA104BL	0.095	0.110	0.56	0.41	0.006	0.004 to 0.010
	SFA108BL	0.095	0.110	0.90	0.75	0.006	0.004 to 0.010
	SFA110BL	0.095	0.110	1.15	1.00	0.006	0.004 to 0.010
B	SFB105BL	0.150	0.152	0.75	0.54	0.006	0.004 to 0.012
	SFB110BL	0.150	0.152	1.22	1.01	0.006	0.004 to 0.012
C	SFC106BL	0.180	0.199	0.87	0.62	0.006	0.004 to 0.016
	SFC110BL	0.180	0.199	1.28	1.03	0.006	0.004 to 0.018
D	SFD109BL	0.240	0.256	1.25	0.93	0.008	0.006 to 0.020
	SFD112BL	0.240	0.256	1.50	1.18	0.008	0.006 to 0.020
	SFD116BL	0.240	0.256	1.92	1.60	0.012	0.008 to 0.020
	SFD120BL	0.240	0.256	2.31	1.99	0.012	0.008 to 0.020
	SFD130BL	0.240	0.256	3.31	2.99	0.012	0.008 to 0.020
	SFF115BL	0.313	0.313	1.88	1.50	0.016	0.008 to 0.060
F	SFF120BL	0.313	0.313	2.38	2.00	0.016	0.008 to 0.060
	SFF125BL	0.313	0.313	2.88	2.50	0.016	0.008 to 0.060
	SFF130BL	0.313	0.313	3.38	3.00	0.020	0.008 to 0.060
	SFF140BL	0.313	0.313	4.38	4.00	0.020	0.012 to 0.020
	SFF150BL	0.313	0.313	5.38	5.00	0.020	0.012 to 0.020
G	SFG118BL	0.350	0.370	2.25	1.82	0.012	0.008 to 0.060
	SFG118BL	0.350	0.370	2.25	1.82	0.035	0.008 to 0.060
	SFG125BL	0.350	0.370	3.00	2.57	0.012	0.008 to 0.060
	SFG125BL	0.350	0.370	3.00	2.57	0.035	0.008 to 0.060
	SFG130BL	0.350	0.370	3.50	3.07	0.020	0.012 to 0.060
	SFG130BL	0.350	0.370	3.50	3.07	0.035	0.012 to 0.060
	SFG140BL	0.350	0.370	4.50	4.07	0.020	0.012 to 0.060
	SFG140BL	0.350	0.370	4.50	4.07	0.035	0.012 to 0.060
	SFG150BL	0.350	0.370	5.50	5.07	0.020	0.020 to 0.060
	SFG150BL	0.350	0.370	5.50	5.07	0.035	0.020 to 0.060
K	SFG160BL	0.350	0.370	6.50	6.07	0.035	0.020 to 0.060
	SFG170BL	0.350	0.370	7.50	7.07	0.035	0.020 to 0.060
	SFK130BL	0.500	0.500	3.58	3.00	0.045	0.010 to 0.060
	SFK140BL	0.500	0.500	4.58	4.00	0.045	0.010 to 0.060
	SFK150BL	0.500	0.500	5.58	5.00	0.045	0.010 to 0.060
	SFK160BL	0.500	0.500	6.58	6.00	0.060	0.010 to 0.060
	SFK170BL	0.500	0.500	7.58	7.00	0.060	0.010 to 0.060
	SFK1100BL	0.500	0.500	10.58	10.00	0.060	0.010 to 0.060
	SFK1120BL	0.500	0.500	12.58	12.00	0.060	0.010 to 0.060

Specifications

Quantity: _____

Annual Usage: _____

Channel Material: _____

Galvanized, T-304 S/S, Other S/S available on request

Application: _____